








Circle the shape that is different.




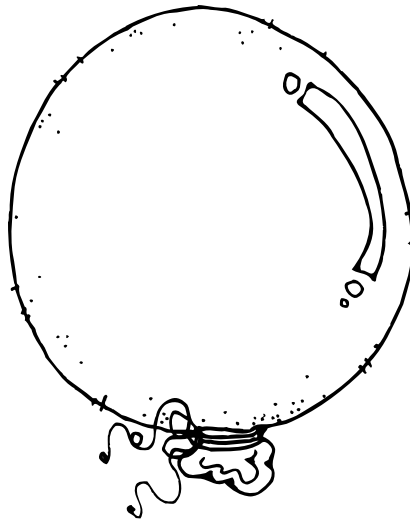

Circle the shapes that are the same.




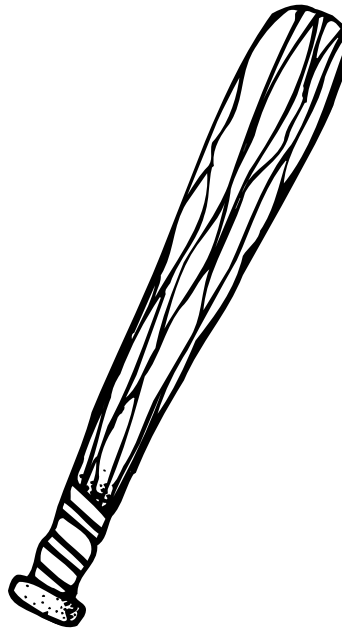
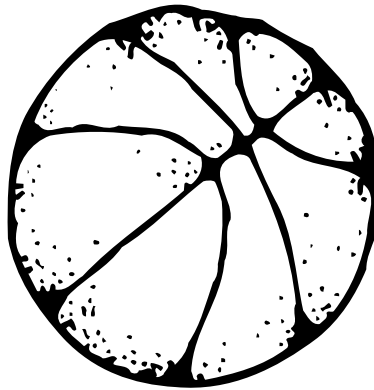
Color the animal that does not belong.



Color the objects that have the same shape.



Circle the object that does not belong.




Draw a circle under the line.



Draw a circle on the line.




Draw a circle inside the square.




Draw a circle outside the square.





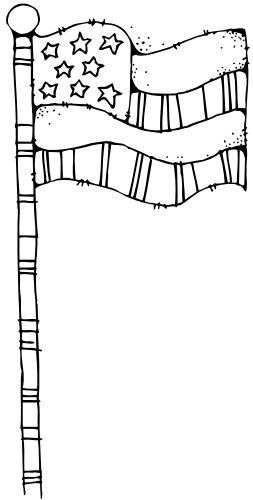
Color the top of the umbrella red, the middle blue, and the bottom black.





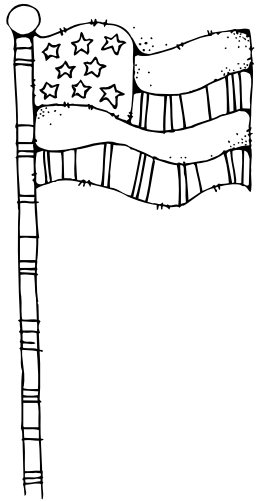
Color the top of the stoplight red, the middle yellow, and the bottom green.





Color the animal before the cat brown.



Color the animal after the cat purple.



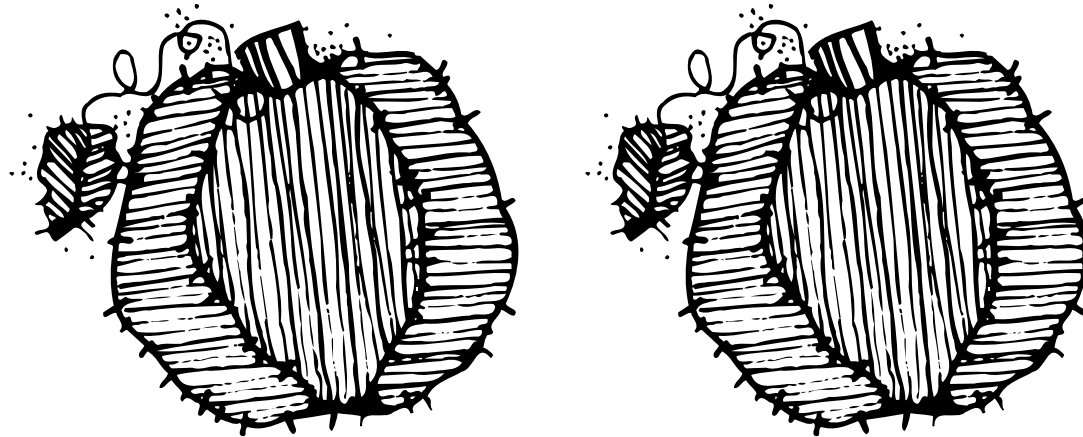
Color the apple on the right red and the apple on the left yellow.



Color the leaf on the right green and the leaf on the left orange.




Circle the number that tells how many are in the group.




1 2 3

Show me a way to represent the number 3.

Count the number of hats and write the number.




Circle the number that tells how many are in the group.




3 4 5

Show me a way to represent the number 5.

Count the number of objects and write the number.




Circle the number that tells how many are in the group.




6 7 8

Show me a way to represent the number 7.

Count the number of objects and write the number.



Circle the number of objects and write the number.



8 9 10

Show me a way to represent the number
10.

Represent the number 7 using a ten frame.

Represent the number 9 using a ten frame.

Fill in the missing numbers on the number line.



1 2 ____ 4 ____ 6 7 ____ ____ 10

Circle the number that is greater.



5

7

Color the group that has more.



Color the group that has less.



What is 1 more than 5? Write or draw an answer.



What is 1 less than 8? Write or draw an answer.

Draw a square.



Draw a triangle.

Draw a rectangle.



Color the object that is shaped like a sphere.




Color the object that is shaped like a cone.



Color the object that is shaped like a cylinder.



Color the object that is shaped liked a cube.

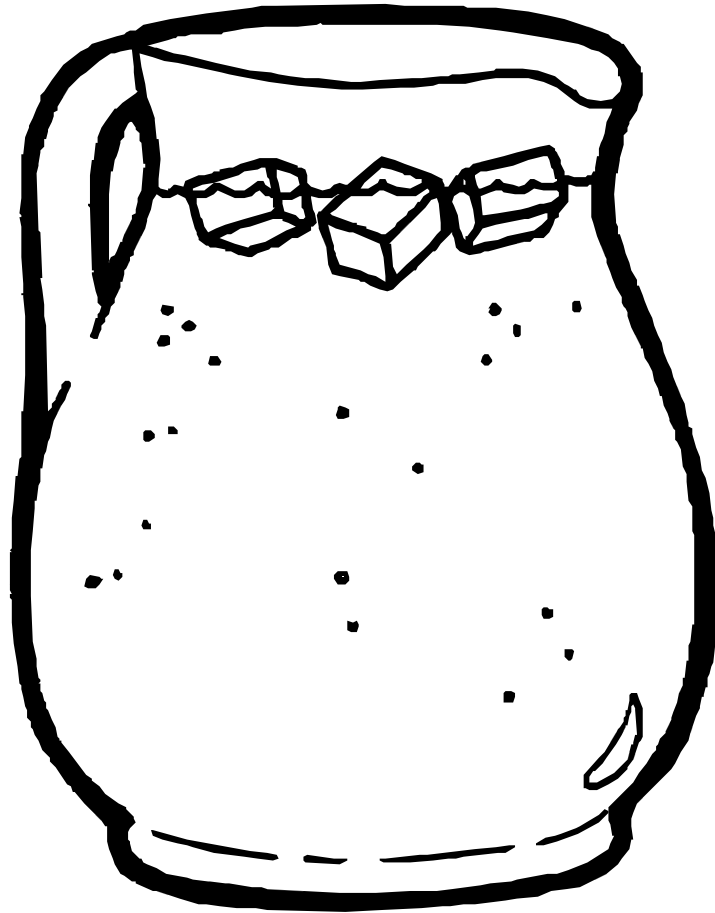



Draw 3 lines, a short one, a medium one,
and a long one.



Measure the object with cubes.

Measure the object with cubes.



Circle the one that holds more.




Color the object that is heaviest.




Color the object that is lightest.





Write down how many are in each group.
Draw a circle to join the groups. Add. Then
read the sentence.



and




is




Write down how many are in each group.
Draw a circle to join the groups. Add. Then
read the sentence.






and



is





Write down how many are in each group.
Draw a circle to join the groups. Add. Then
read the sentence.



and



is



Listen to the story about the numbers.
Draw pictures. Draw a circle to join the
groups. Add. Then read the sentence.

2

 and

1

 is

--

Listen to the story about the numbers.
Draw pictures. Draw a circle to join the
groups. Add. Then read the sentence.

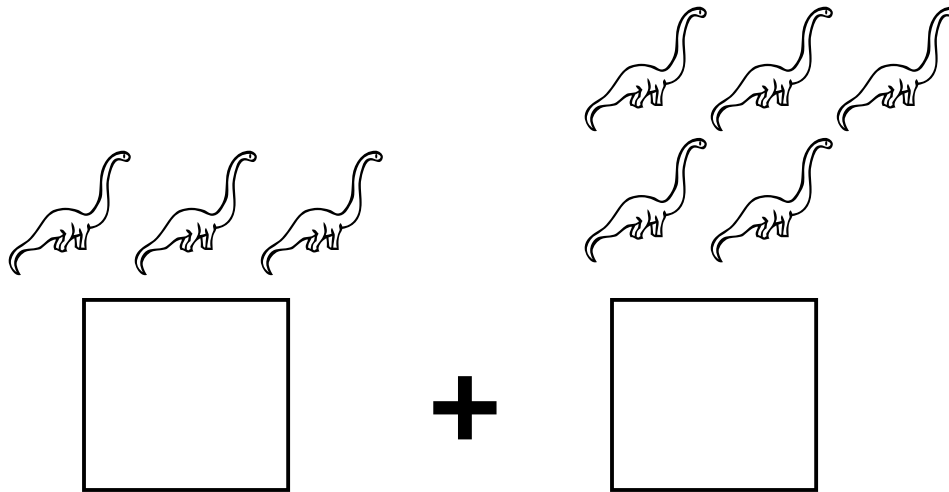
3

and




3

is


Write down how many are in each group.
Then read the number sentence.





Write down how many are in each group.
Draw a circle to join the groups. Add. Then
read the addition sentence.






+




=



Write down how many are in each group.
Draw a circle to join the groups. Add. Then
read the addition sentence.






+



=





Write down how many are in each group.
Draw a circle to join the groups. Add. Then
read the addition sentence.



+



=



Listen to the story about the numbers.
Draw pictures. Draw a circle to join the
groups. Add. Then read the addition
sentence.

$$\boxed{3} + \boxed{3} = \boxed{} \quad \text{-----}$$

Listen to the story about the numbers.
Draw pictures. Draw a circle to join the
groups. Add. Then read the addition
sentence.

$$\boxed{0} + \boxed{4} = \boxed{} \quad \text{-----}$$

Listen to the story about the numbers.

I have 3 apples. My mom gives me 1 more apple.
Now how many apples do I have?

Draw pictures. Draw a circle to join the
groups. Add.



Now I have ____ apples!

Listen to the story about the numbers.

I have 6 balls. I got 2 new balls at the store. Now
how many balls do I have?

Draw pictures. Draw a circle to join the
groups. Add.






Now I have ___ balls!

Listen to the story.

There were 6 koalas in the tree. 2 koalas went to play on the ground. How many koalas are left in the tree?

Write down how many are left.






are left.

Listen to the story.

There are 4 lions in the shade. One lion goes out into the sunshine. How many lions are still in the shade.

Write down how many are left.



are left.

Listen to the story. Write down how many
in all. Write how many go away. Subtract.
Then read the subtraction sentence.




take away


is





Listen to the story. Write down how many in all. Cross out how many leave. Write how many leave. Subtract. Then read the subtraction sentence.



-




=



Comparing.

There are 4 balloons and 2 cakes.

Are there more balloons or more cakes? How many more?



more





.

Comparing.

There are 2 barns and 5 cows.

Are there more barns or more cows? How many more?



more






.


Comparing.

There are 3 party hats and 5 presents.

Are there fewer hats or fewer presents? How many fewer?





fewer



.

Comparing.

There are 5 slices of watermelon and 2 strawberries.
Are there fewer slices of watermelon or fewer strawberries?
How many fewer?




fewer



.


Listen to the story. Write down how many
in all. Write how many leave.



$$\square - \square$$


Listen to the story. Write down how many
in all. Cross out how many leave. Write
how many leave. Subtract. Read the
subtraction sentence.



$$\square - \square = \square$$


A single cartoon kangaroo is positioned to the right of the equals sign, followed by a horizontal dashed line.


Listen to the story. Write down how many in all. Cross out how many leave. Write how many leave. Subtract. Read the subtraction sentence.



-



=



Listen to the story about the numbers.

I had 6 skittles. I gave 2 skittles to my sister.
Now how many skittles do I have?

Draw pictures. Cross out the skittles that
are taken away. Subtract.



Now I have ___ skittles!

Listen to the story about the numbers.


I got 8 books from the library. I had to take 3 of them back to the library. Now how many books do I have?

Draw pictures. Cross out the books that are taken away. Subtract.



Now I have ____ books!


Circle the number that tells how many are in the group.




10 | | | 2

Show me a way to represent the number
11.

Count the number of objects and write the number.

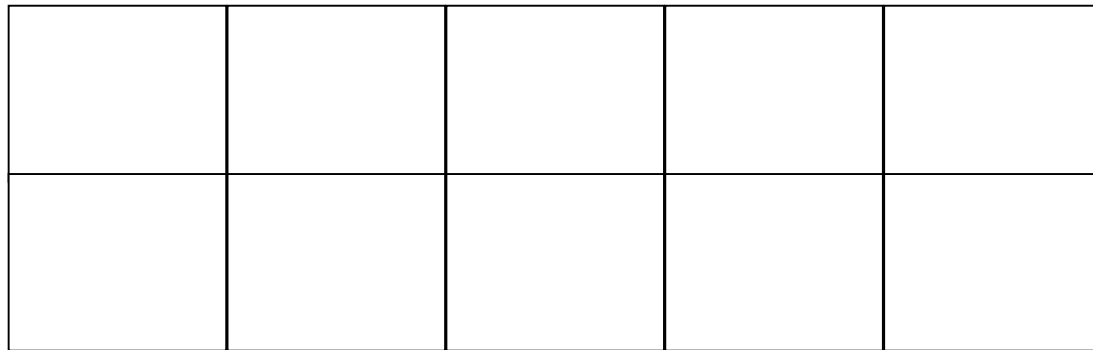
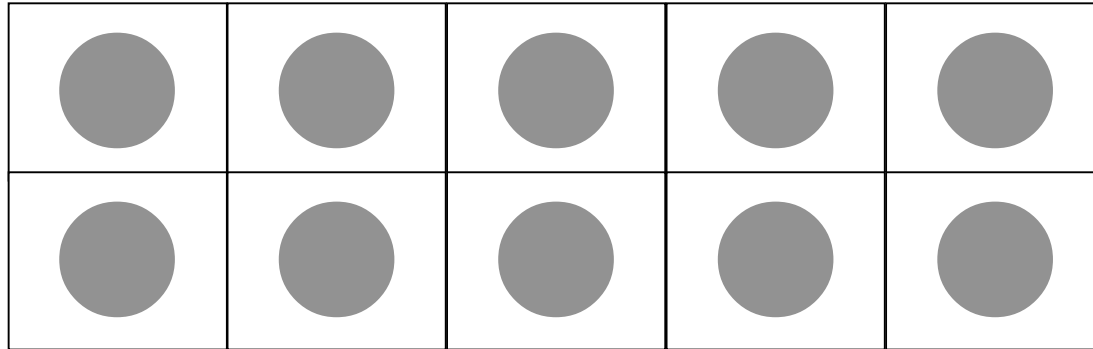


Circle the number that tells how many are in the group.




12 13 14

Represent the number 13 using ten frames.




Count the number of objects and write the number.




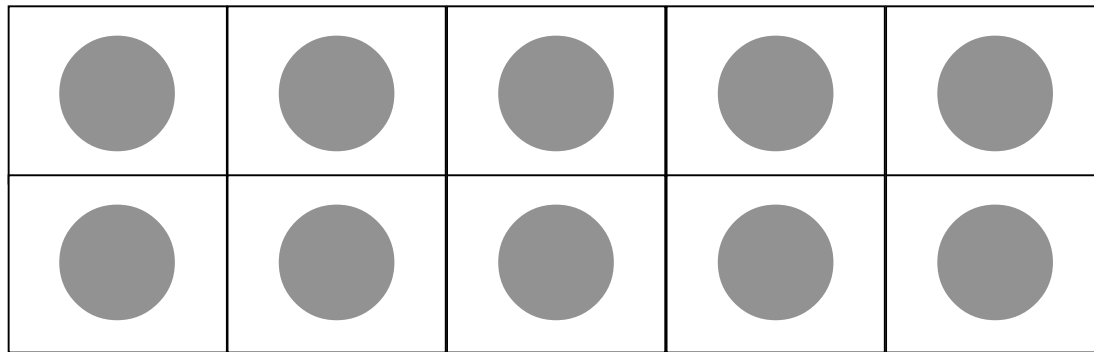
Show me a way to represent the number
14.

Circle the number that tells how many are in the group.




14 15 16

Represent the number 15 using ten frames.

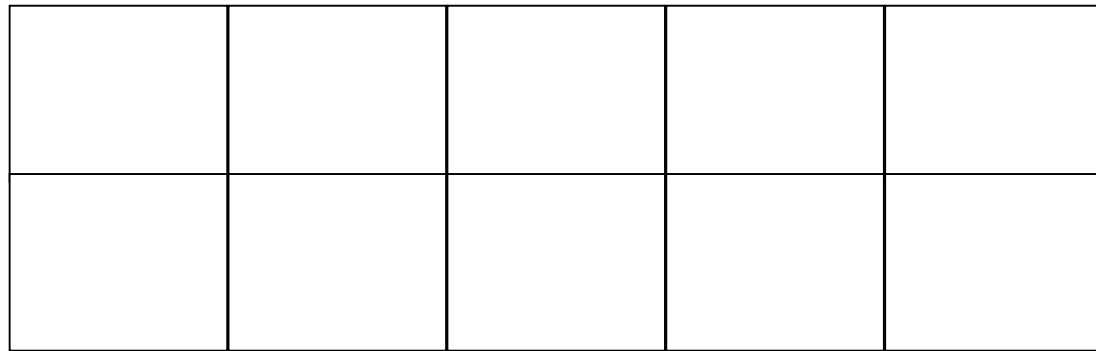
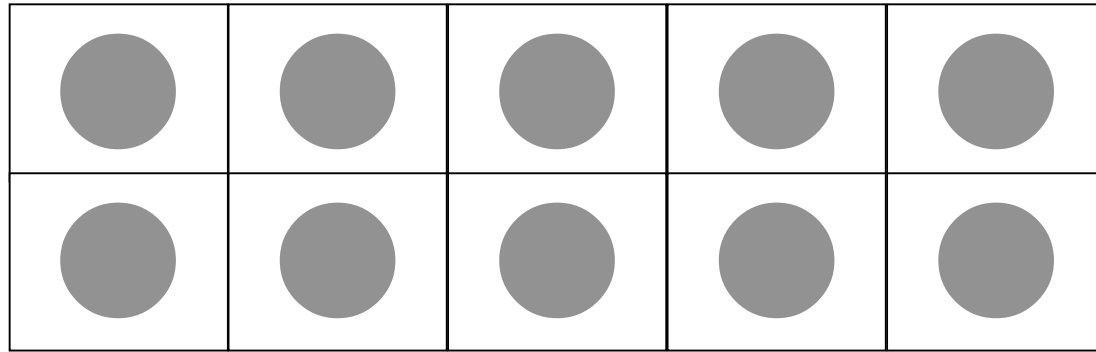


Show me a way to represent the number
17.






Count the number of objects and write the number.



Represent the number 20 using ten frames.



Counting groups of ten.





30


40

50


Color a box on the graph for each object.
Circle the group that has the most.




Color a box on the graph for each object.
Circle the group that has the most.




Ask each person at your table which animal they like the best. Color in one square on the graph for each vote. Then circle the item that had the most votes. Label the animals.



Ask each person at your table which animal they like the best. Color in one square on the graph for each vote. Then circle the item that had the most votes. Label the animals.








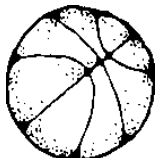
Ask each person at your table which season (summer/winter) they like the best. Color in one square on the graph for each vote. Then circle the item that had the most votes. Label the seasons.



Ask each person at your table which holiday (Halloween/Valentines) they like the best. Color in one square on the graph for each vote. Then circle the item that had the most votes. Label the holidays.

<hr/>						
<hr/>						

Ask each person at your table which sport they like the best. Color in one square on the graph for each vote. Then circle the item that had the most votes. Label the sports.

<hr/>						
<hr/>						

Ask each person at your table which fruit they like the best. Color in one square on the graph for each vote. Then circle the item that had the most votes. Label the fruits.

Ask each person at your table which food they like the best. Color in one square on the graph for each vote. Then circle the item that had the most votes. Label the foods.

